

### Specifications

Nominal Voltage	6V	
Nominal Capacity (20HR)	2.8AH	
Dimension	Length	66mm (2.60 inches)
	Width	33mm (1.30 inches)
	Height	98mm (3.86 inches)
	Total Height (with Terminal)	103mm (4.06 inches)
	Approximate Weight	0.57 kg (1.26 lbs)
Battery Type	Valve Regulated Lead-Acid Battery, AGM Design	
Terminal Type	T1	
Rated Capacity	2.82AH	(20hr, 1.75V/cell, 25°C/77°F)
	2.67AH	(10hr, 1.75V/cell, 25°C/77°F)
	2.38AH	(5hr, 1.75V/cell, 25°C/77°F)
	2.37AH	(3hr, 1.60V/cell, 25°C/77°F)
	1.76AH	(1hr, 1.60V/cell, 25°C/77°F)
Max. Discharge Current	42A	
Internal Resistance	30mΩ	
Operating Temp. Range	Discharge:	-20°C (-4°F)~50°C (122°F)
	Charge:	-20°C (-4°F)~50°C (122°F)
	Storage:	-20°C (-4°F)~40°C (104°F)
Nominal Operating Temp. Range	25±3°C (77±5°F)	
Container Material	ABS (Option: 94-HB & 94-V0 flame retardant case)	
Capacity affected by Temperature	40°C (104°F)	103%
	25°C (77°F)	100%
	0°C (32°F)	86%
Self Discharge	SigmasTek SP series batteries may be stored for up to 6 months at 25°C (77°F) and then a freshening charge is recommended. For higher temperatures the time interval will be shorter.	



### Applications

- Uninterruptible Power Supply (UPS)
- Electric wheelchairs, scooters, bikes
- Electronic apparatus and equipment
- Alarm and security systems
- Emergency first responder equipment
- Emergency lighting
- Medical devices
- Electric carts
- Telecom equipment
- Switchgear
- Solar power systems



### Constant Current Discharge (Amperes Per Battery) at 25°C (77°F)

F.V. (V/cell) \ Discharge Time	5min	10min	15min	30min	1h	2h	3h	5h	8h	10h	20h
1.60V	10.8	7.34	5.43	3.22	1.76	1.02	0.79	0.518	0.339	0.281	0.147
1.65V	9.80	6.76	5.08	3.05	1.74	0.98	0.77	0.501	0.336	0.278	0.146
1.70V	8.89	6.27	4.78	2.89	1.70	0.97	0.73	0.488	0.331	0.273	0.144
1.75V	8.07	5.75	4.48	2.78	1.65	0.94	0.71	0.476	0.326	0.267	0.141
1.80V	7.16	5.23	4.10	2.68	1.58	0.91	0.70	0.464	0.321	0.260	0.140
1.85V	5.33	4.09	3.39	2.27	1.41	0.83	0.65	0.432	0.302	0.253	0.139

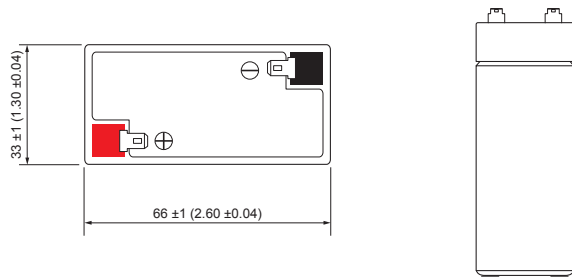
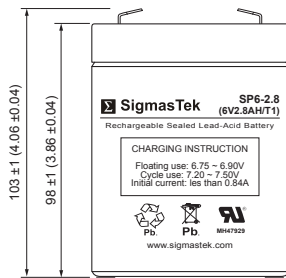
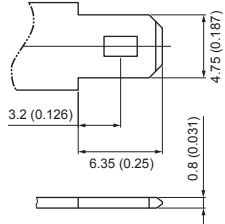
### Constant Power Discharge (Watts Per Cell) at 25°C (77°F)

F.V. (V/cell) \ Discharge Time	5min	10min	15min	30min	1h	2h	3h	5h	8h	10h	20h
1.60V	17.9	12.5	9.51	5.87	3.31	1.94	1.51	0.999	0.663	0.553	0.289
1.65V	16.6	11.8	9.04	5.60	3.29	1.87	1.47	0.970	0.658	0.548	0.288
1.70V	15.3	11.0	8.57	5.35	3.24	1.85	1.41	0.948	0.649	0.538	0.284
1.75V	14.3	10.3	8.14	5.17	3.15	1.81	1.38	0.926	0.641	0.528	0.279
1.80V	12.9	9.55	7.54	5.02	3.03	1.75	1.36	0.905	0.631	0.515	0.277
1.85V	9.75	7.56	6.33	4.32	2.72	1.62	1.27	0.847	0.597	0.500	0.275

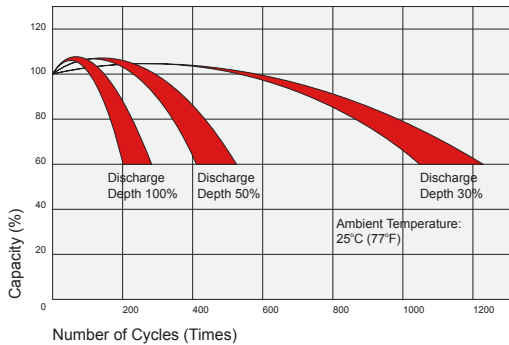
## Dimensions

### T1 Terminal

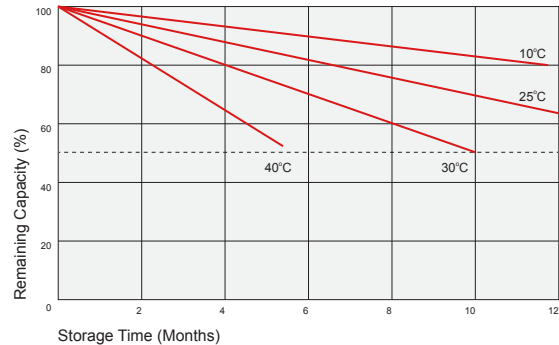
Unit: mm (inches)



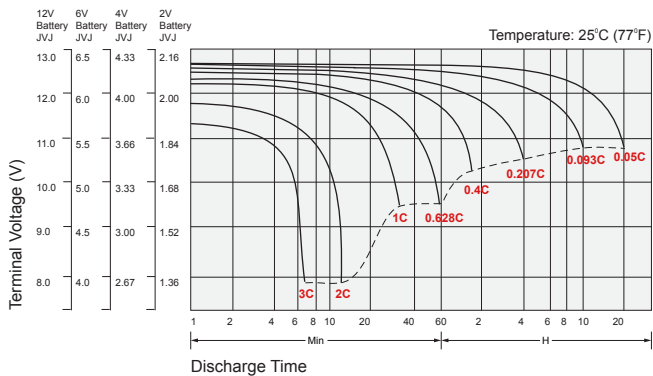
## Cycle Service Life



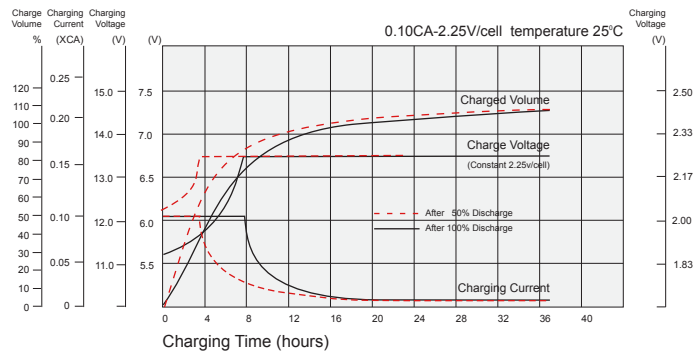
## Self Discharge Characteristics



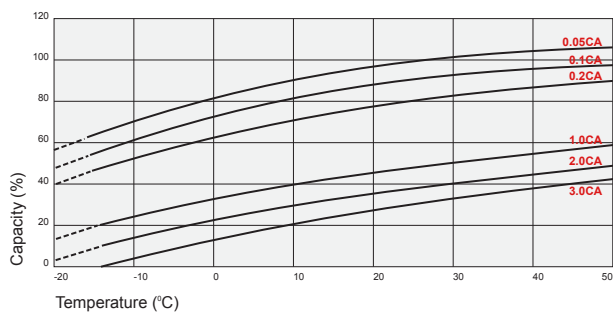
## Discharge Characteristics



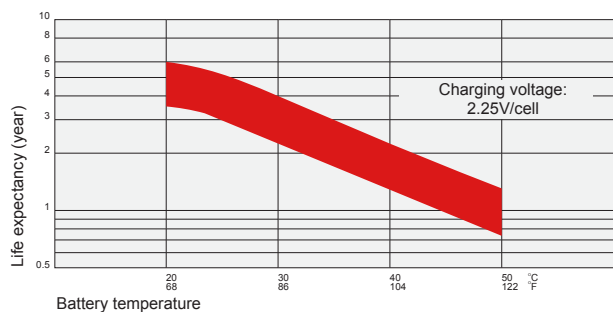
## Float Charging Characteristics



## Temperature Effects in Relation to Battery Capacity



## Temperature Effects on Long Term Float Life



## Contact Information

SigmatTek  
105 East 34th Street, Suite 257  
New York, NY 10016, USA

T: 800-404-3475  
F: 877-661-7089  
www.sigmastek.com